

OL/SE/182/NOV 2019-20

November 13, 2019

The Secretary <b>BSE Limited</b> Phiroze Jeejeebhoy Towers Limited Dalal Street , Mumbai 400 001	The Secretary <b>National Stock Exchange Limited</b> Exchange Plaza Bandra Kurla Complex Bandra (E) Mumbai 400 051
Security code: 532880	Symbol: OMAXE
Fax No 022-22723121/2037/39/41/61	Fax No 022-2659 8237/38

**Sub: Standalone and Consolidated Unaudited Financial Results of the Company for the Quarter and half year ended September 30, 2019 along with the statement of Assets and Liabilities on that date and the Report on Limited Review**


**Ref: Regulation 33 of SEBI (Listing Obligations and Disclosure Requirements) Regulations, 2015**

Dear Sir/Madam,

Pursuant to Regulation 33 of SEBI (Listing Obligations and Disclosure Requirements) Regulations, 2015, please find enclosed herewith the following:

1. Standalone and Consolidated Unaudited Financial Results of the Company for the Quarter and half year ended September 30, 2019 along with the statement of Assets and Liabilities on that date and the Report on Limited Review, conducted by the Company's Statutory Auditors i.e. M/ s BSD & Co., Chartered Accountants.
2. Consolidated Unaudited Financial Results of the Company for the quarter and half year ended September 30, 2019 to be published in the newspapers in terms of Regulation 47 of SEBI (Listing Obligations and Disclosure Requirements), Regulations, 2015.

Kindly note that the above referred shall be available at the website of the Company i.e. [www.omaxe.com](http://www.omaxe.com)

For Omaxe Limited  
  
Navin Jain Secretary  
Company Secretary

"This is to inform that please make all correspondence with us on our **Corporate Office** Address only"

**OMAXE LIMITED**

Corporate Office: 7, Local Shopping Centre, Kalkaji, New Delhi-110019.  
Tel.: +91-11-41896680-85, 41893100, Fax: +91-11-41896653, 41896655, 41896799

Regd. Office: Shop No. 19-B, First Floor, Omaxe Celebration Mall, Sohna Road, Gurgaon - 122 001, (Haryana)  
Toll Free No. 18001020064, Website: [www.omaxe.com](http://www.omaxe.com), CIN: L74899HR1989PLC051918

# BSD & Co.

Chartered Accountants

Branch Office Delhi: 810, 8th Floor, Antriksh Bhawan, 22 Kasturba Gandhi Marg, New Delhi-110001(Delhi)  
Tel. : 011-43029888, Email id: delhi@bsdgroup.in website : www.bsdgroup.in

**Independent Auditor's Review Report on the Quarterly and Year to Date Unaudited Standalone Financial Results of the Company Pursuant to the Regulation 33 of the SEBI (Listing Obligations and Disclosure Requirements) Regulations, 2015, as amended**

**To the Board of Directors of Omaxe Limited**

1. We have reviewed the accompanying statement of unaudited standalone financial results of Omaxe Limited (the "Company") for the quarter ended September 30, 2019 and the year to date results for the period April 01, 2019 to 30 September 30, 2019 (the "Statement") attached herewith, being submitted by the Company pursuant to the requirements of Regulation 33 and 52 of the SEBI (Listing Obligations and Disclosure Requirements) Regulations, 2015, as amended, including relevant circulars issued by the SEBI from time to time (the "Listing Regulations"). Attention is drawn to the fact that the statement of cash flows for the corresponding period six month period ended September 30, 2018 have been approved by the Company's Board of Directors, but have not been subjected to limited review.
2. This Statement, which is the responsibility of the Company's Management and approved by the Company's Board of Directors, has been prepared in accordance with the recognition and measurement principles laid down in Indian Accounting Standard 34, Interim Financial Reporting (Ind AS 34), prescribed under Section 133 of the Companies Act, 2013 ("the Act"), SEBI Circular CIR/CFD/FAC/62/2016 dated July 5, 2016 (hereinafter referred to as "the SEBI Circular") and other accounting principles generally accepted in India. Our responsibility is to express a conclusion on the Statement based on our review.
3. We conducted our review of the Statement in accordance with the Standard on Review Engagements (SRE) 2410, Review of Interim Financial Information performed by the Independent Auditor of the Entity, issued by the Institute of Chartered Accountants of India. A review of interim financial information consists of making inquiries, primarily of persons responsible for financial and accounting matters, and applying analytical and other review procedures. A review is substantially less in scope than an audit conducted in accordance with Standards on Auditing specified under section 143 (10) of the Act, and consequently does not enable us to obtain assurance that we would become aware of all significant matters that might be identified in an audit. Accordingly, we do not express an audit opinion.
4. Based on our review conducted as above nothing has come to our attention that causes us to believe that the accompanying Statement, prepared in accordance with the recognition and measurement principles laid down in Ind AS 34, prescribed under Section 133 of the Act, the SEBI Circular, and other accounting principles generally accepted in India, has not disclosed the information required to be disclosed accordance with the requirements of Regulation 33 of the SEBI (Listing Obligations and Disclosure Requirements) Regulations, 2015 as amended, including the manner in which it is to be disclosed, or that it contains any material misstatement.

For BSD & Co.

Chartered Accountants

Firm's Registration No: 000312S

Prakash Chand Surana

Partner

Membership No: 010276



JDIN: 19010276AAAABP7030

Place: New Delhi

Date: 13 November, 2019

# BSD & Co.

## Chartered Accountants

Branch Office Delhi: 810, 8th Floor, Antriksh Bhawan, 22 Kasturba Gandhi Marg, New Delhi-110001(Delhi)  
Tel. : 011-43029888, Email id: delhi@bsdgroup.in website : www.bsdgroup.in

**Independent Auditor's Review Report on the Quarterly and Year to Date Consolidated Unaudited Financial Results of the Company Pursuant to the Regulation 33 of the SEBI (Listing Obligations and Disclosure Requirements) Regulations, 2015, as amended**

**To the Board of Directors of Omaxe Limited**

1. We have reviewed the accompanying Statement of Consolidated Unaudited Financial Results ('the Statement') of Omaxe Limited (the "Holding Company") and its subsidiaries (the Holding Company and its subsidiaries together referred to as "the Group") for the quarter ended September 30, 2019 and consolidated year to date results for the period from April 01, 2019 to September 30, 2019, being submitted by the Holding Company pursuant to the requirements of Regulation 33 of the SEBI (Listing Obligations and Disclosure Requirements) Regulations, 2015, as amended, including relevant circulars issued by the SEBI from time to time. Attention is drawn to the fact the statement of cash flows for the corresponding six-month period ended September 30, 2018 have been approved by the Company's Board of Directors, but have not been subjected to limited review.
2. This Statement, which is the responsibility of the Holding Company's Management and approved by the Holding Company's Board of Directors, has been prepared in accordance with the recognition and measurement principles laid down in Indian Accounting Standard 34, Interim Financial Reporting (Ind AS 34), prescribed under Section 133 of the Companies Act, 2013 ("the Act"), SEBI Circular CIR/CFD/FAC/62/2016 dated July 5, 2016, (hereinafter referred to as 'the SEBI Circular'), and other accounting principles generally accepted in India. Our responsibility is to express a conclusion on the Statement based on our review.
3. We conducted our review of the Statement in accordance with the Standard on Review Engagements (SRE) 2410, Review of Interim Financial Information performed by the Independent Auditor of the Entity, issued by the Institute of Chartered Accountants of India. A review of interim financial information consists of making inquiries, primarily of persons responsible for financial and accounting matters, and applying analytical and other review procedures. A review is substantially less in scope than an audit conducted in accordance with the Standards on Auditing prescribed under section 143 (10) of the Act, and consequently does not enable us to obtain assurance that we would become aware of all significant matters that might be identified in an audit. Accordingly, we do not express an audit opinion.

We also performed procedures in accordance with the Circular No. CIR/CFD/CMDI/44/2019 dated March 29, 2019 issued by the SEBI under Regulation 33(8) of the SEBI (Listing Obligations and Disclosure Requirements) Regulations 2015 as amended, to the extent applicable.

4. The Statement includes the results of the entities enumerated in Annexure I.
5. Based on our review conducted and procedures performed as stated in paragraph 3 above and based upon consideration of the review reports of other auditors referred to in paragraph 5 below, nothing has come to our attention that causes us to believe that the accompanying Statement, prepared in accordance with recognition and measurement principles laid down in Ind AS 34, prescribed under Section 133 of the Act, the SEBI Circular and other accounting principles generally accepted in India, has not disclosed the information required to be disclosed in accordance with the requirements of Regulation 33 of the SEBI (Listing Obligations and Disclosure Requirements) Regulations, 2015 (as amended), including the manner in which it is to be disclosed, or that it contains any material misstatement.



6. We did not review the interim financial results and other financial information in respect of 2 subsidiaries and 154 entities under significant control, included in the Statement, whose financial results include total assets of Rs.90.09 crore as at September 30, 2019 and total revenue (including other income) of Rs.2.88 crore and Rs. 5.25 crore and total profit /(loss) of Rs. 2.50 crore and Rs. 2.75 crore for the quarter and for the half-year ended September 30, 2019 respectively and cash outflows (net) of 1.23 crore for the period ended September 30, 2019, as considered in the financial results of the entities included in the Group. These interim financial results are un-reviewed and have been furnished to us by the Management of the group and our report on the consolidated financial results, in so far as it relates to the amounts included in respect of said subsidiary companies/entities under significant control, is based solely on such un-reviewed management certified interim financial results. In our opinion and according to the information and explanation given to us by the management of the group, these interim financial results are not material to the Group.

Our conclusion is not modified in respect of this matter.

**For B S D & Co.**

Chartered Accountants

Firm's Registration No: 000312S

**Prakash Chand Surana**

Partner

Membership No: 010276



**UDIN: 19010276AAAABQ8963**

Place: New Delhi


Date: 13 November, 2019

## Annexure-I

S. No.	Name of Company	Type
1	Anjaniputra Builders Private Limited	Subsidiary
2	Arman Builders Private Limited	Subsidiary
3	Atulah Contractors and Constructions Private Limited	Subsidiary
4	Eden Buildcon Limited (Upto 22.05.2019)	Subsidiary
5	Ekansh Buildtech Private Limited	Subsidiary
6	Garv Buildtech Private Limited	Subsidiary
7	Golden Glades Builders Private Limited	Subsidiary
8	Green Planet Colonisers Private Limited	Subsidiary
9	Hamara Ghar Constructions and Developers Private Limited	Subsidiary
10	Hartal Builders and Developers Private Limited (From 13.08.2019)	Subsidiary
11	Omaxe Heritage Private Limited (Formerly known as Ansh Builders Private Limited)	Subsidiary
12	Jagdamba Contractors and Builders Limited	Subsidiary
13	JKB Constructions Private Limited	Subsidiary
14	JRS Projects Private Limited (From 13.08.2019)	Subsidiary
15	Kamini Builders And Promoters Private Limited	Subsidiary
16	Kashish Buildtech Private Limited	Subsidiary
17	Kavya Buildtech Private Limited	Subsidiary
18	Landlord Developers Private Limited	Subsidiary
19	Link Infrastructure and Developers Private Limited	Subsidiary
20	Mehboob Builders Private Limited	Subsidiary
21	Mehtab Infratech Private Limited	Subsidiary
22	Monarch Villas Private Limited	Subsidiary
23	National Affordable Housing and Infrastructure Limited	Subsidiary
24	Navratan Techbuild Private Limited	Subsidiary
25	Oasis Township Private Limited	Subsidiary
26	Omaxe Buildhome Limited	Subsidiary
27	Omaxe Buildwell Limited	Subsidiary
28	Omaxe Chandigarh Extension Developers Private Limited	Subsidiary
29	Omaxe Entertainment Limited	Subsidiary
30	Omaxe Forest Spa and Hills Developers Limited	Subsidiary
31	Omaxe Hitech Infrastructure Company Private Limited	Subsidiary
32	Omaxe Housing and Developers Limited	Subsidiary
33	Omaxe Housing And Infrastructure Limited	Subsidiary
34	Omaxe Infrastructure Limited	Subsidiary
35	Omaxe International Bazaar Private Limited	Subsidiary
36	Omaxe Connaught Place Mall Limited	Subsidiary
	Omaxe Infotech City Developers Limited	Subsidiary
	Omaxe Power Private Limited	Subsidiary



39	Omtch Infrastructure and Construction Limited	Subsidiary
40	Pam Developers (India) Private Limited	Subsidiary
41	Pancham Realcon Private Limited	Subsidiary
42	Panchi Developers Private Limited	Subsidiary
43	Primordial Buildcon Private Limited	Subsidiary
44	Shamba Developers Private Limited	Subsidiary
45	Shikhar Landcon Private Limited	Subsidiary
46	Zodiac Housing and Infrastructure Private Limited	Subsidiary
47	Omaxe New Faridabad Developers Private Limited	Subsidiary
48	PP Devcon Private Limited	Subsidiary
49	Rivaj Infratech Private Limited	Subsidiary
50	Robust Buildwell Private Limited	Subsidiary
51	Sri Balaji Green Heights Private Limited	Subsidiary
52	Giant Dragon Mart Private Limited	Subsidiary
53	Aadhira Developers Private Limited	Step Subsidiary
54	Aarzo Technobuild Private Limited	Step Subsidiary
55	Aashna Realcon Private Limited	Step Subsidiary
56	Abhas Realcon Private Limited	Step Subsidiary
57	Abheek Builders Private Limited	Step Subsidiary
58	Adesh Realcon Private Limited	Step Subsidiary
59	Anveshan Builders Private Limited	Step Subsidiary
60	Aradhya Real Estate Private Limited	Step Subsidiary
61	Ashok Infrabuild Private Limited	Step Subsidiary
62	Ashray Infrabuild Private Limited	Step Subsidiary
63	Aviral Colonizers Private Limited	Step Subsidiary
64	Ayush Landcon Private Limited	Step Subsidiary
65	Bhanu Infrabuild Private Limited	Step Subsidiary
66	Caspian Realtors Private Limited	Step Subsidiary
67	Chapal Buildhome Private Limited	Step Subsidiary
68	Daman Builders Private Limited	Step Subsidiary
69	Damodar Infratech Private Limited	Step Subsidiary
70	Davesh Technobuild Private Limited	Step Subsidiary
71	Dhanu Real Estate Private Limited	Step Subsidiary
72	Dinkar Realcon Private Limited	Step Subsidiary
73	Ekapad Developers Private Limited	Step Subsidiary
74	Glacier Agro Foods Products Private Limited	Step Subsidiary
75	Hemang Buildcon private Limited	Step Subsidiary
76	Hiresh Builders Private Limited	Step Subsidiary
77	Manit Developers Private Limited	Step Subsidiary
78	Navadip Developers Private Limited	Step Subsidiary
79	NRI City Developers Private Limited	Step Subsidiary
80	Oasis Suncity Realtors Private Limited	Step Subsidiary



81	Omaxe India Trade Centre Private Limited	Step Subsidiary
82	Radiance Housing and Properties Private Limited	Step Subsidiary
83	Reliable Manpower Solutions Limited	Step Subsidiary
84	RPS Suncity Promoters and Developers Private Limited	Step Subsidiary
85	Rupesh Infratech private Limited	Step Subsidiary
86	S N Realtors Private Limited	Step Subsidiary
87	Sanvim Developers Private Limited	Step Subsidiary
88	Sarthak Landcon Private Limited	Step Subsidiary
89	Sarva Buildtech Private Limited	Step Subsidiary
90	Satkar Colonisers Private Limited	Step Subsidiary
91	Satvik Hitech Builders Private Limited	Step Subsidiary
92	Shubh Bhumi Developers Private Limited	Step Subsidiary
93	Silver Peak Township Private Limited	Step Subsidiary
94	Tejpal Infra Developers Private Limited	Step Subsidiary
95	Utkrisht Real Estate and Associates Private Limited	Step Subsidiary
96	Parkash Omaxe Amusement Park Private Limited	Associate
97	Capital Redevelopment Private Limited	Associate








10	<b>Other Comprehensive Income</b> A. (i) Items that will not be reclassified to profit or loss (ii) Income tax relating to items that will not be reclassified to profit or loss B. (i) Items that will be reclassified to profit or loss (ii) Income tax relating to items that will be reclassified to profit or loss <b>Total other comprehensive income for the period/year</b>	(0.48)	(0.67)	0.37	(1.15)	0.26	(0.29)	(0.11)	(0.81)	0.36	(0.92)	0.61	(0.13)
11	<b>Total comprehensive income for the period/year</b>	(0.32)	(0.43)	0.24	(0.75)	0.17	(0.19)	(0.05)	(0.53)	0.23	(0.58)	0.42	(0.07)
12	<b>Net Profit attributable to Owners of the company</b> Non-controlling interest	7.33	5.38	5.36	12.71	8.10	22.95	8.03	14.38	10.91	22.41	19.75	48.58
13	<b>Other comprehensive income attributable to Owners of the company</b> Non-controlling interest	7.65	5.81	5.12	13.46	7.93	23.14	4.25	16.22	10.85	20.47	19.70	49.01
14	<b>Total comprehensive income attributable to Owners of the company</b> Non-controlling interest	(0.32)	(0.43)	0.24	(0.75)	0.17	(0.19)	(0.07)	(0.53)	0.24	(0.60)	0.42	(0.05)
15	<b>Paid up Equity Share Capital</b> (Face Value per share-Rs.10/-)	182.90	182.90	182.90	182.90	182.90	182.90	182.90	182.90	182.90	182.90	182.90	182.90
16	<b>Other Equity</b> Earnings per share (face value of Rs. 10/- per share) (in rupees) (not annualised for quarter)	7.33	5.38	5.36	12.71	8.10	22.95	4.18	15.69	11.09	19.87	20.12	48.96
17	<b>Basic earnings per share (in rupees)</b> Diluted earnings per share (in rupees)	0.42	0.32	0.28	0.74	0.43	1.27	0.23	0.89	0.59	1.12	1.08	2.68
		0.42	0.32	0.28	0.74	0.43	1.27	0.23	0.89	0.59	1.12	1.08	2.68

**Statement of Assets and Liabilities**

Particulars	(Rupees in Crores)			
	As on 30-Sep-2019 Standalone (Unaudited)	As on 31-March- 2019 Standalone (Audited)	As on 30-Sep-2019 Consolidated (Unaudited)	As on 31-March- 2019 Consolidated (Audited)
<b>ASSETS</b>				
<b>Non-Current Assets</b>				
Property, Plant and Equipment	493.61	504.23	513.39	525.38
Right of use assets	179.19	-	181.12	-
Other Intangibles Assets	0.14	0.20	0.14	0.20
Goodwill	-	-	72.98	73.01
<b>Financial Assets</b>				
Investments	293.83	289.87	12.16	12.13
Loans	18.49	8.34	24.61	10.68
Other financial assets	36.31	35.47	39.27	32.83
Deferred tax assets (net)	247.12	253.54	343.28	349.77
Non Current tax assets (net)	99.86	98.49	132.76	133.20
Other Non-Current Assets	19.49	2.52	19.59	2.80
	<b>1,388.04</b>	<b>1,192.66</b>	<b>1,339.30</b>	<b>1,140.00</b>
<b>Current Assets</b>				
Inventories	2,544.56	2,619.68	8,205.78	8,410.62
<b>Financial Assets</b>				
Trade Receivables	214.58	228.54	339.51	332.20
Cash and Cash Equivalents	17.14	35.21	47.24	72.44
Other bank balance	164.45	168.15	171.12	170.93
Loans	289.97	276.12	31.63	106.68
Other financial asset	1,618.07	1,588.16	207.71	151.59
Other Current Assets	242.93	270.08	368.38	355.68
	<b>5,091.70</b>	<b>5,185.94</b>	<b>9,371.37</b>	<b>9,620.14</b>
<b>TOTAL ASSETS</b>	<b>6,479.74</b>	<b>6,378.60</b>	<b>10,710.67</b>	<b>10,760.14</b>

<b>EQUITY AND LIABILITIES</b>				
<b>Equity</b>				
Equity Share Capital	182.90	182.90	182.90	182.90
Other Equity	1,414.66	1,406.96	1,572.44	1,557.53
<b>Non Controlling Interest</b>			19.68	15.68
<b>Liabilities</b>				
<b>Non-current liabilities</b>				
Financial Liabilities				
Borrowings	361.73	431.18	865.76	1,153.60
Lease liabilities	144.24	-	144.91	-
Trade payables	-	-	-	-
Total outstanding dues of micro enterprises and small enterprises	-	-	-	-
Total outstanding dues of creditors other than micro enterprises and small enterprises	4.21	5.41	39.13	54.91
Other Financial Liabilities	35.70	31.02	100.60	94.81
Other non-current liabilities	5.33	5.96	5.95	6.62
Provisions	14.97	13.20	19.01	17.05
	<b>566.18</b>	<b>486.77</b>	<b>1,175.36</b>	<b>1,326.99</b>
<b>Current liabilities</b>				
Financial Liabilities				
Borrowings	167.84	161.54	171.50	159.99
Lease liabilities	43.87	-	45.13	-
Trade Payables				
Total outstanding dues of micro enterprises and small enterprises	12.43	10.98	25.02	24.86
Total outstanding dues of creditors other than micro enterprises and small enterprises	417.20	435.01	1,269.19	1,362.04
Other Financial liabilities	749.01	723.81	1,358.67	1,243.33
Other Current Liabilities	2,920.40	2,970.05	4,881.61	4,881.26
Provisions	5.25	0.58	7.70	4.58
Current tax liabilities (net)	-	-	1.47	0.98
	<b>4,316.00</b>	<b>4,301.97</b>	<b>7,760.29</b>	<b>7,677.04</b>
<b>TOTAL EQUITY AND LIABILITIES</b>	<b>6,479.74</b>	<b>6,378.60</b>	<b>10,710.67</b>	<b>10,760.14</b>



**Statement of Cash Flow**

(Rupees in Crores)

Particulars	Standalone		Consolidated	
	Period Ended 30 September 2019 (Unaudited)	Period Ended 30 September 2018 (Unaudited)	Period Ended 30 September 2019 (Unaudited)	Period Ended 30 September 2018 (Unaudited)
<b>A. <u>Cash flow from operating activities</u></b>				
Profit for the year before tax	20.69	12.18	31.55	31.64
Adjustments for :				
Depreciation and amortization expense	31.00	3.47	34.58	6.78
Interest income	(80.20)	(9.73)	(6.25)	(11.72)
Dividend reinvested	(0.01)		(0.01)	
Interest and finance charges	126.88	105.15	243.47	215.21
Unrealised profit	-	-	(1.54)	4.73
Bad debts	-	0.41	0.05	0.28
Provision for doubtful trade receivable, deposits and advances	1.80	2.04	1.89	2.04
Liabilities no longer required written back	(0.04)	(0.32)	(0.31)	(1.39)
Loss/(profit) on sale/ discarded of fixed assets	7.01	(0.15)	6.42	(0.84)
Foreign Exchange Fluctuation Loss	-	-	0.07	0.20
Maintenance income	(1.15)	(1.32)	(1.86)	(1.83)
Adjustment	-	-	-	(0.50)
<b>Operating profit before working capital changes</b>	<b>105.99</b>	<b>111.73</b>	<b>308.06</b>	<b>244.60</b>
<b>Adjustments for working capital</b>				
Inventories	75.12	47.77	204.84	(733.69)
Trade receivable	13.96	384.82	12.64	447.68
Loans and advances	(24.08)	(92.82)	60.97	57.42
Other financial assets	(31.38)	151.64	(63.96)	190.88
Other non-financial assets	86.74	(167.34)	(29.26)	61.82
Trade payable, other financial liabilities and provisions	(134.60)	(444.21)	(141.22)	(235.81)
	<b>(14.24)</b>	<b>(120.14)</b>	<b>44.01</b>	<b>(211.70)</b>


<b>Net cash flow from operating activities</b>		<b>91.74</b>	<b>(8.41)</b>	<b>352.07</b>	<b>32.90</b>
	Direct tax paid	1.36	1.87	0.42	7.32
<b>Net cash generated from Operating activities (A)</b>		<b>90.38</b>	<b>(10.28)</b>	<b>351.65</b>	<b>25.58</b>
<b>B</b>	<b>Cash flow from investing activities</b>				
	Purchase of fixed assets (including Capital work in progress)	(3.50)	(6.86)	(6.34)	(8.62)
	Sale of fixed assets	3.60	2.09	5.59	4.07
	Purchase of investments	(3.94)	(0.04)	-	-
	Movement in other bank balances	2.10	(1.96)	(0.90)	(3.77)
	Interest received	4.14	9.27	6.41	10.86
	Goodwill on consolidation (net)	-	-	0.03	-
	Minority interest	-	-	1.48	-
<b>Net cash generated from / (used in) investing activities (B)</b>		<b>2.40</b>	<b>2.50</b>	<b>6.27</b>	<b>2.54</b>
<b>C</b>	<b>Cash flow from financing activities</b>				
	Dividend and dividend distribution tax paid	-	(4.19)	-	(4.19)
	Interest and finance charges paid	(103.07)	(82.55)	(176.24)	(200.32)
	Repayment of borrowings	(170.74)	(234.64)	(384.08)	(405.05)
	Proceeds from borrowings	162.96	321.71	177.20	569.90
<b>Net cash (used in)/generated from Financing activities (C)</b>		<b>(110.85)</b>	<b>0.33</b>	<b>(383.12)</b>	<b>(39.66)</b>
<b>Net increase/(decrease) in cash and cash equivalents (A+B+C)</b>		<b>(18.07)</b>	<b>(7.45)</b>	<b>(25.20)</b>	<b>(11.54)</b>
<b>Opening balance of cash and cash equivalents</b>		<b>35.21</b>	<b>53.43</b>	<b>72.44</b>	<b>90.54</b>
<b>Closing balance of cash and cash equivalents</b>		<b>17.14</b>	<b>45.98</b>	<b>47.24</b>	<b>79.00</b>

**Notes:**

- The above results were reviewed and recommended by the Audit Committee & approved by the Board of Directors at their respective meetings held on 13<sup>th</sup> November, 2019. The financial results for the quarter and half year ended September 30, 2019 have been limited reviewed by the Statutory Auditors of the Company.
- The net cash inflows as reported in these financial statement for the corresponding period April 1, 2018 to September 30, 2018 are management certified and have not been limited reviewed by the statutory auditors of the Company.
- The standalone and consolidated financial results have been prepared in accordance with the principle and procedures of Indian Accounting Standards ("Ind AS") as notified under the Companies (Indian Accounting Standards) Rules, 2015 as specified in Section 133 of the Companies Act, 2013.

4. The unaudited financial results of one wholly owned subsidiary companies namely M/s Rohtas Holdings (Gulf) Limited and 154 group companies have been reported by their management and given effect in consolidated financial results based on financial statements as certified by the management. The Financial results of one wholly owned subsidiary companies has not been furnished to us by the management of respective companies and have not been consolidated. However the financial results of this company have no impact to the group financials. During the quarter ended 30<sup>th</sup> September, 2019, Company have purchased 37,50,000 Equity Shares of Rs. 10 each of M/s Hartal Builders and Developers Private Limited whereby such company have become subsidiary company of the Company.
5. In line with the provisions of Ind AS 108 – Operating Segments and on the basis of review of operations being done by the management of the company, the operations of the group falls under real estate business, which is considered to be the only reportable segment by the management.
6. Effective 1<sup>st</sup> April, 2019, The Company has adopted Ind AS 116 “Leases” and applied the same to all lease contracts existing on 1<sup>st</sup> April, 2019 using modified retrospective method and has taken the cumulative adjustments to Retained Earnings on the date of initial application. Accordingly, the Comparative figures of previous periods have not been restated. The adoption of new standard has resulted in recognition of Right of Use and lease liability on transition date i.e. 1<sup>st</sup> April, 2019. Due to adoption of Ind AS 116, the Profit before tax for the quarter is lower by Rs. 5.66 Crore on standalone and Rs. 5.64 crore on consolidated basis and for the half year profit is lower by Rs. 7.76 crore on standalone and Rs. 7.73 crore on consolidated basis.
7. Pursuant to the Taxation Law (Amendment) Ordinance, 2019 (“Ordinance”) issued by Ministry of Law and Justice (Legislative Department) on September 20, 2019 which is effective April 1, 2019, domestic companies have the option to pay corporate income tax at a rate of 22% plus applicable surcharge and cess (“New Tax Rate”) subject to certain conditions. As of September 30, 2019, considering that the Company has significant amount of tax losses, unabsorbed depreciation and unutilized balance of MAT Credit, the Company is in the process of evaluating as to when it should apply impact of New Tax Rate in its books of accounts. Accordingly, for the current period, no impact of the New Tax Rate has been considered in these standalone and consolidated financial results.
8. The standalone and consolidated financial results of the Company for the quarter and half year ended September 30, 2019 are also available on the Company’s Website ([www.omaxe.com](http://www.omaxe.com)) and on the Website of BSE ([www.bseindia.com](http://www.bseindia.com)) and NSE ([www.nseindia.com](http://www.nseindia.com)).

For and on behalf of Board of Directors  
For Omaxe Limited



Rohtas Goel  
Chairman and Managing Director  
DIN: 00003735

Place: New Delhi

Date: 13<sup>th</sup> November, 2019

# Omaxe Limited

Regd. Office: 19-B, First Floor, Omaxe Celebration Mall, Sohna Road, Gurgaon-122 001, (Haryana)

Corp. Office: 7, LSC, Kalkaji, New Delhi-110019

CIN: L74899HR1989PLC051918, Website: [www.omaxe.com](http://www.omaxe.com), Email: [info@omaxe.com](mailto:info@omaxe.com)

Tel: 91-11-41893100, Fax: 91-11-41896653


## Extract of Consolidated Unaudited Financial Results for the quarter and half year ended September 30, 2019

(Rupees in Crore)

S. No.	Particulars	Quarter ended			Half Year Ended		Year Ended
		30.09.2019	30.06.2019	30.09.2018	30.09.2019	30.09.2018	31.03.2019
		Unaudited	Unaudited	Unaudited	Unaudited	Unaudited	Audited
1	Total Income from Operations	256.01	358.56	460.42	614.57	642.90	1,200.24
2	Net Profit for the period (before tax, exceptional and extraordinary items)	12.20	19.35	18.28	31.55	31.64	78.56
3	Net Profit for the period before tax (after exceptional and extraordinary items)	12.20	19.35	18.28	31.55	31.64	78.56
4	Net profit for the period after tax (after exceptional and extraordinary items)	8.08	14.91	10.68	22.99	19.33	48.65
5	Total Comprehensive Income for the period [Comprising Profit/(Loss) for the period (after tax) and Other Comprehensive Income (after tax)]	8.03	14.38	10.91	22.41	19.75	48.58
6	Paid up Equity Share Capital (Face value Rs. 10 each)	182.90	182.90	182.90	182.90	182.90	182.90
7	Other Equity	-	-	-	1,572.44	1,528.34	1,557.53
8	Basic and diluted earnings per share (face value of Rs. 10/- per share) (in rupees) (not annualised for quarter)	0.23	0.89	0.59	1.12	1.08	2.68
9	Net Worth				1,755.34	1,711.24	1,740.43
10	Outstanding Debt including Redeemable Preference Shares				1,667.74	1,972.14	1,859.17
11	Outstanding Redeemable Preference Shares				58.05	49.62	53.66
12	Debt Equity Ratio				0.95	1.15	1.07
13	Debenture Redemption Reserve				-	-	-
14	Debt Service Coverage Ratio				0.30	0.22	0.19
15	Interest Service Coverage Ratio				1.60	1.50	2.06

### Notes:

- The above results were reviewed and recommended by the Audit Committee & approved by the Board of Directors at their respective meetings held on 13<sup>th</sup> November, 2019. The financial results for the quarter and half year ended September 30, 2019 have been limited reviewed by the Statutory Auditors of the Company.
- The above is an extract of the detailed format of quarterly financial results filed with the Stock Exchange under Regulation 33 of the SEBI (Listing and Other Disclosure Requirements) Regulations, 2015. The full Financial Results of Omaxe Limited for the quarter and half year ended September 30, 2019 are available on the Company's Website ([www.omaxe.com](http://www.omaxe.com)) and on the Website of BSE ([www.bseindia.com](http://www.bseindia.com)) and NSE ([www.nseindia.com](http://www.nseindia.com)).
- Effective 1<sup>st</sup> April, 2019, The Company has adopted Ind AS 116 "Leases" and applied the same to all lease contracts existing on 1<sup>st</sup> April, 2019 using modified retrospective method and has taken the cumulative adjustments to Retained Earnings on the date of initial application. Accordingly, the Comparative figures of previous periods have not been restated. The adoption of new standard has resulted in recognition of Right of Use and lease liability on transition date i.e. 1<sup>st</sup> April, 2019. Due to adoption of Ind AS 116, the Profit before tax for the quarter is lower by Rs. 5.66 Crore on standalone and Rs. 5.64 crore on consolidated basis and for the half year profit is lower by Rs. 7.76 crore on standalone and Rs. 7.73 crore on consolidated basis.





4. Pursuant to the Taxation Law (Amendment) Ordinance, 2019 ("Ordinance") issued by Ministry of Law and Justice (Legislative Department) on September 20, 2019 which is effective April 1, 2019, domestic companies have the option to pay corporate income tax at a rate of 22% plus applicable surcharge and cess ("New Tax Rate") subject to certain conditions. As of September 30, 2019, considering that the Company has significant amount of tax losses, unabsorbed depreciation and unutilized balance of MAT Credit, the Company is in the process of evaluating as to when it should apply impact of New Tax Rate in its books of accounts. Accordingly, for the current period, no impact of the New Tax Rate has been considered in these standalone and consolidated financial results.

5. The Key Standalone Financial Information is given below:

(Rupees in Crore)

Particulars	Quarter ended			Half Year Ended		Year Ended
	30.09.2019	30.06.2019	30.09.2018	30.09.2019	30.09.2018	31.03.2019
	Unaudited	Unaudited	Unaudited	Unaudited	Unaudited	Audited
Total Income	195.28	236.05	327.17	431.33	420.23	928.09
Profit before tax	11.76	8.93	7.86	20.69	12.18	41.67
Net profit after tax	7.65	5.81	5.12	13.46	7.93	23.14
Other Comprehensive Income/(loss) (net of tax expenses)	(0.32)	(0.43)	0.24	(0.75)	0.17	(0.19)
Total Comprehensive Income/(loss) for the period	7.33	5.38	5.36	12.71	8.10	22.95

For and on behalf of Board of Directors  
For Omaxe Limited

  
**Rohitas Goel**  
 Chairman and Managing Director  
 D/N: 09003735

Place: New Delhi

Date: 13<sup>th</sup> November, 2019